




Touch-Read Filter™

FOR CONCURRENT TOUCH-READ AND RADIO ENDPOINT CONNECTIVITY



**TRF-W
WALL-PAD VERSION**



**AWWA C707-05
COMPLIANT**

**3 YEAR
WARRANTY**

Allows A Water Meter To Be Connected To A Touch-Read Pad And An AMR Radio Endpoint Concurrently...

In many water meter reading applications, it's desirable that the meters be readable by both an AMI Radio Endpoint *and* a Touch-Read Pad. Example AMI Radio Endpoints include the EM-100 EtherMeter, Neptune R900, the Itron ERT, the Sensus MXU, and many others.

Having both Radio-Read and Touch-Read redundancy can be an invaluable benefit for utilities with indoor meter sets.

Additionally, a hybrid combination of Radio-Read and Touch-Read is often convenient for custody transfer meters when one utility has radio-read equipment, and the other is equipped with touch-readers.

When a Touch-Read Pad has been enhanced with the SCADAmetrics **Touch-Read Filter**, this redundancy is easily achieved.


The **TRF-W**, which enables this parallel connection, is inexpensive, compact, simple to install, and compatible with most wall-mounted Touch-Read Pads and encoder-based water meters.

The unit features gold-plated contacts plus a weather-resistant silicone coating for reliable operation within even the harshest outdoor environments.

Important Note: The Touch-Read Filter is a tuned device, and therefore is NOT compatible with ALL Touch-Read Pads and Readers. Therefore it is recommended that the user perform validation testing to verify compatibility with your specific equipment.



An Outdoor, Wall-Mounted Touch-Read Pad Can Now Co-Exist With An AMI Radio Endpoint.



A Touch-Read Pad Enhanced With The 'TRF-W' Touch-Read Filter.


TO ENHANCE A TOUCH-READ PAD WITH THE TRF-W TOUCH-READ FILTER:

1. Remove one (1) of the #6 metal terminal screws from the Touch-Read Pad, as shown in the figure to the right.

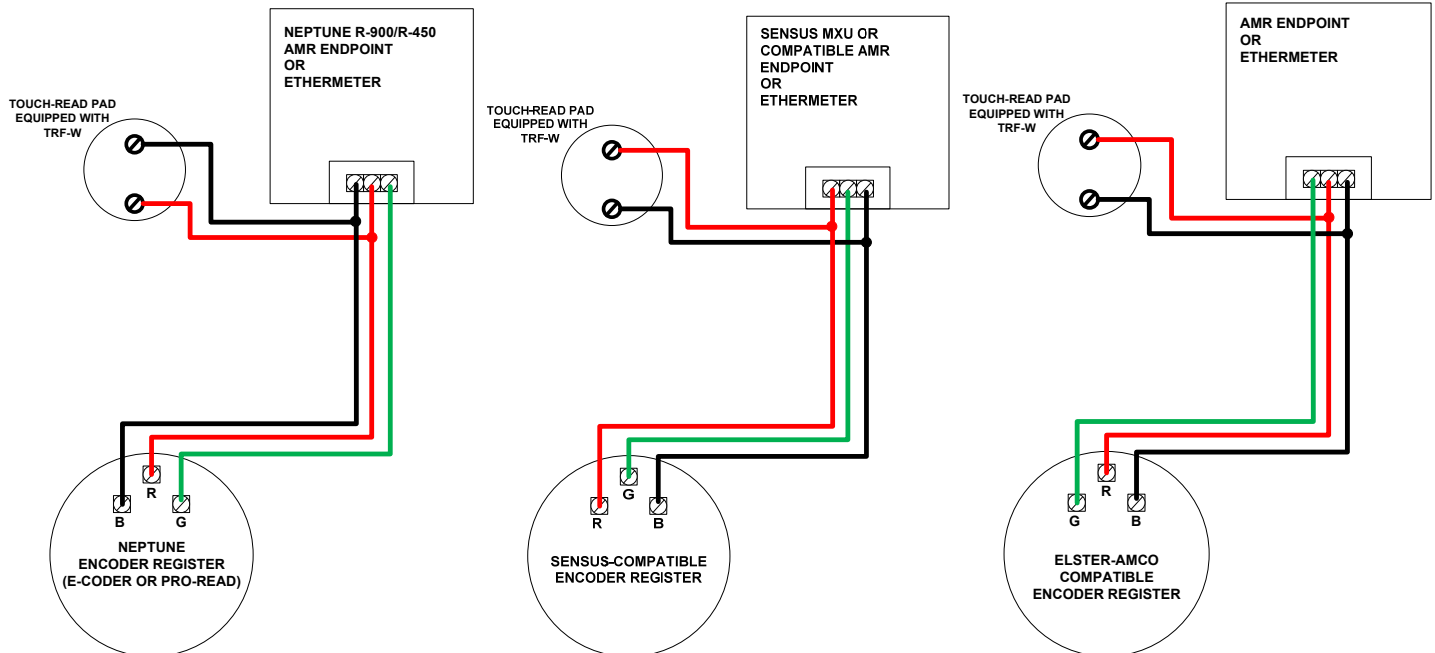


2. Place the TRF-W above the screw hole and attach with the #6 nylon screw (provided). Note that Touch-Read Pad terminal connections are non-polarized, and the TRF-W does not affect this. Make sure that the 'A' designator is visible, as shown in the figure to the left.

3. Connect the two meter wires to the Touch-Pad. When connecting the wire to the TRF-W, ensure that the bare conductor is held between the screw and the top of the TRF-W, as shown in the figure to the right. After the two connections are completed, correct operation should be verified. Finally, to prevent moisture ingress, silicone grease (MG Chemicals 8642, or equivalent) should be applied liberally to the terminal contacts and the TRF-W.



WIRING DIAGRAMS:



PARALLEL TOUCH-READ HOOKUP FOR NEPTUNE REGISTERS

PARALLEL TOUCH-READ HOOKUP FOR SENSUS-COMPATIBLE REGISTERS

PARALLEL TOUCH-READ HOOKUP FOR ELSTER-COMPATIBLE REGISTERS

¹ See the Compatibility Matrix at scadmetrics.com for full compatibility details.

² The TRF-W is rated for the following environmental conditions: Temperature: -30C to +85C. Relative Humidity: 5% to 95%, Non-Condensing. The TRF-W is not pit-compatible unless potted by user.