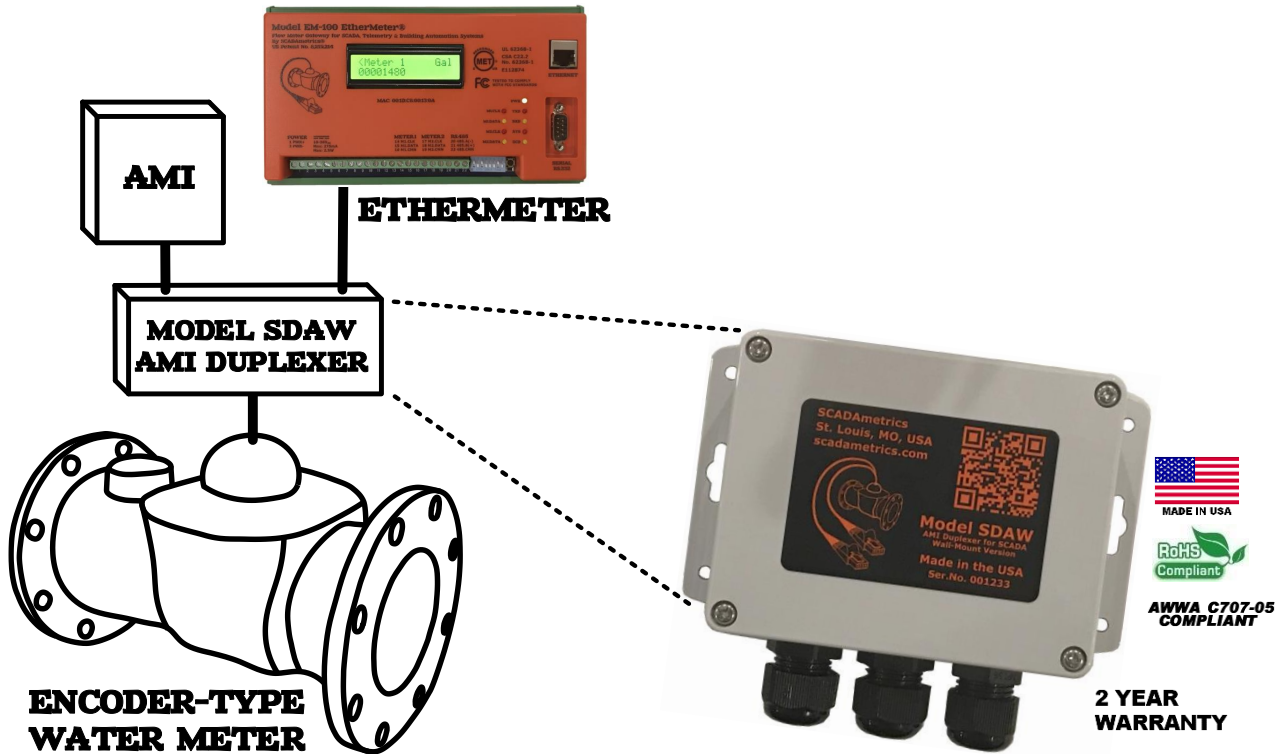




AMI Duplexer for SCADA Systems™

MODEL SDAW - WALL-MOUNT VERSION



Revenue-Grade Water Meter Accuracy: Now Available to the Utility's Billing Department and SCADA System Simultaneously...

You have an AMI-capable water meter, and you are quite satisfied with its ability to transmit revenue-grade readings into your AMI system – but in certain situations, wouldn't it be useful if you could collect those same revenue-grade readings into your SCADA system, as well?

The **Model SDAW "AMI Duplexer for SCADA Systems – Wall-Mount Version"** was designed for that exact purpose!

The **AMI Duplexer** enables the splitting of AMI signals from every major AMI-capable water meter to every major AMI/AMR/Visual endpoint in the industry – including those from **Sensus, Neptune, Metron-Farnier, Kemp-Meek, Aclara, Mueller, Kamstrup, Badger, Master Meter, RG3, Zenner, Itron, Elster-AMCO, McCrometer**, and many others!

The **SDAW** is housed within a weather-resistant, polycarbonate NEMA-4X enclosure suitable for outdoor installations. The SDAW is **not** rated for submersion.

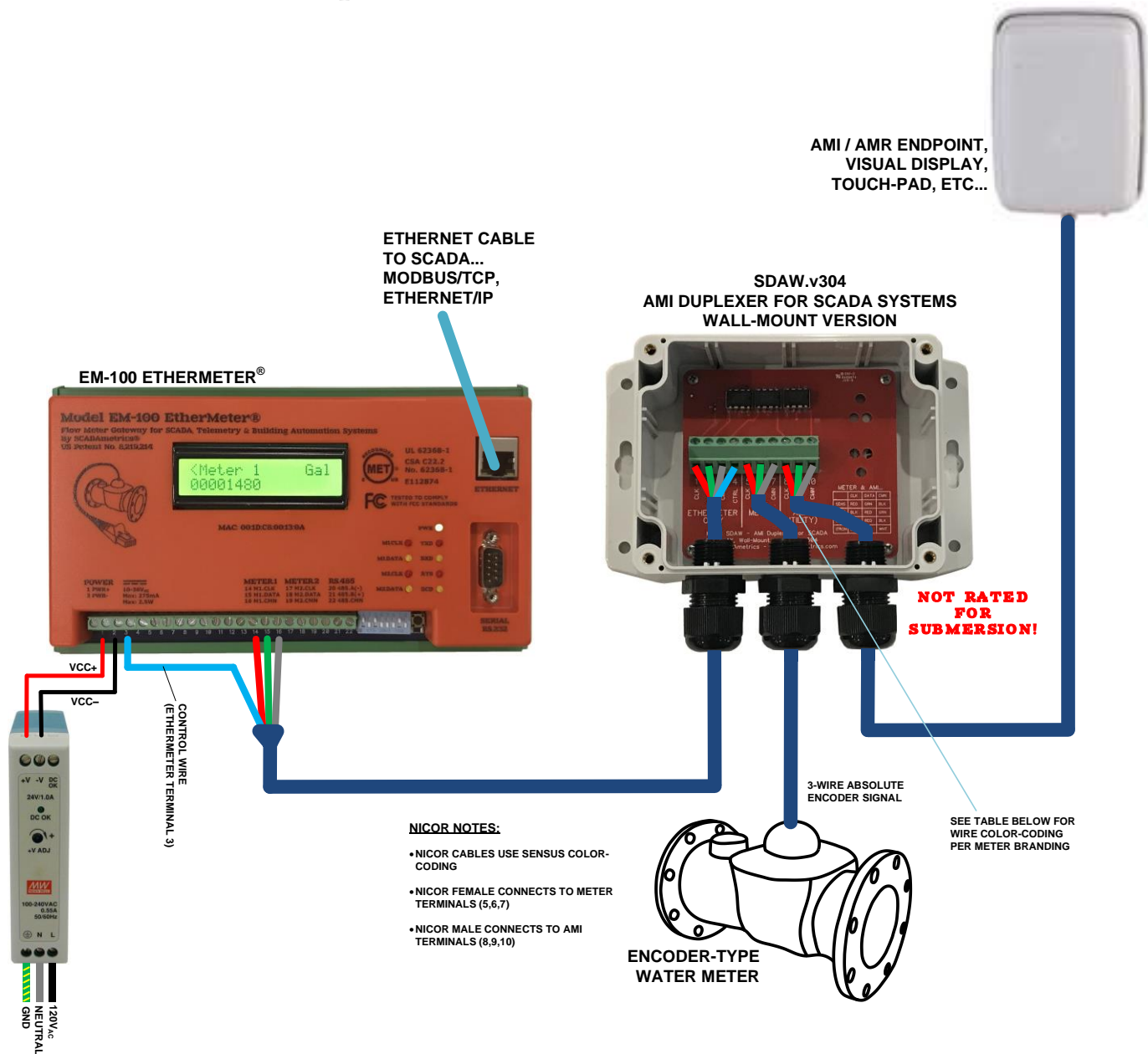
The **AMI Duplexer** maintains all the popular functionality contained within our retired **Radio-Read Filter** which led to its widespread acceptance at major water utilities throughout the United States and Canada – PLUS the additions of an attractive, compact din-rail case and a convenient removable terminal block.

It is important to note that the models **SDAW** and **SDA "AMI Duplexer for SCADA Systems"** are designed to **only** split a meter signal to a SCADAmetrics EtherMeter plus a third-party AMI device. If signal splitting to strictly non-EtherMeter devices is desired, then the **UDA "Universal Duplexer for AMI"** is the recommended signal splitter.

Are you interested in how SCADAmetrics technology can help you to eliminate pulse-counting errors and split a water meter's encoder signal to both your AMI and SCADA systems? Give us a call! We'll be glad to discuss the details!

SCADAmetrics
scadametrics.com
 Wildwood, Missouri USA
 636.405.7101

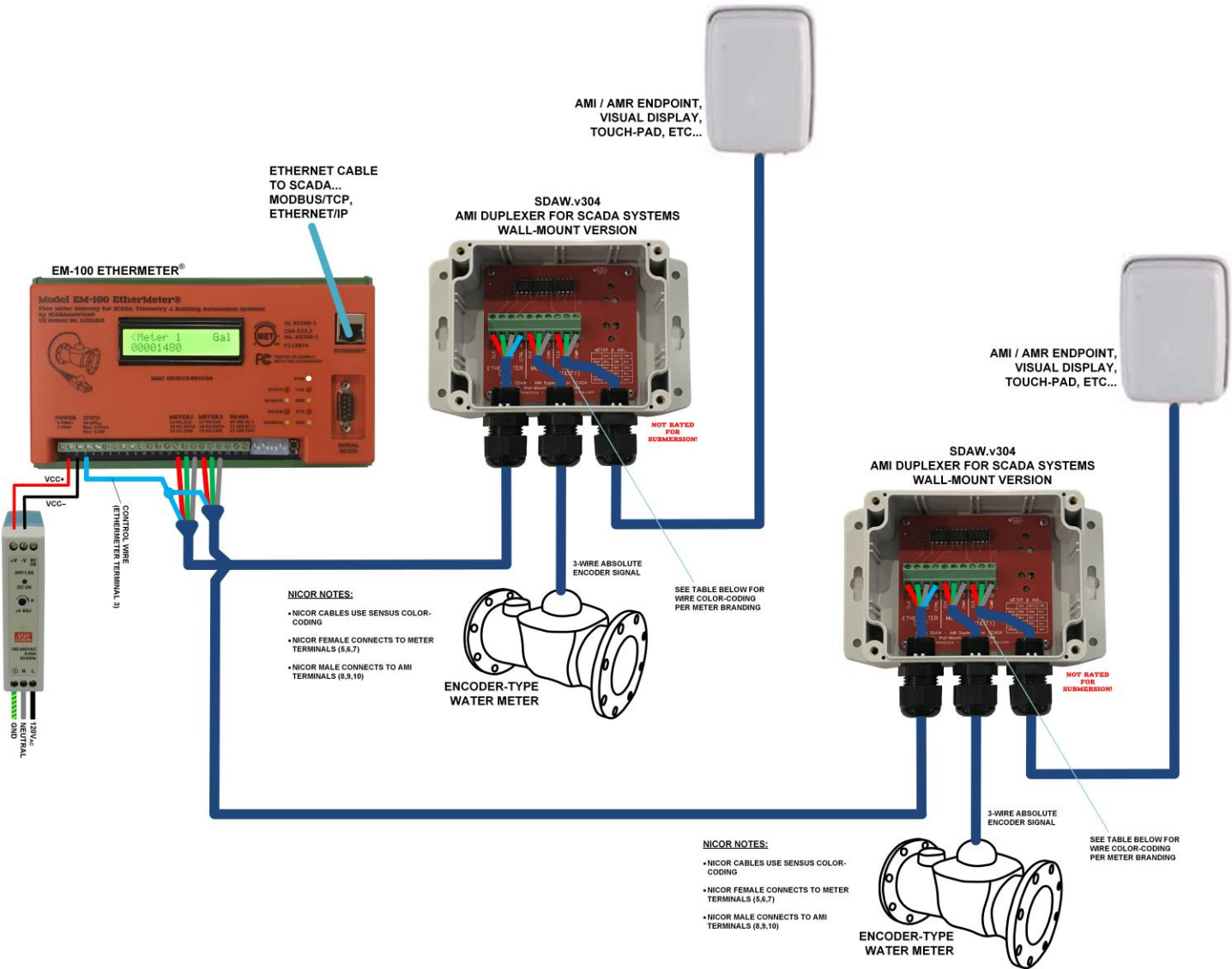
Terminal Block Hookup - 1 Meter:



Terminal	Function	Sensus Color (Badger, Metron-Farnier, Master Meter, Kamstrup, Mueller, Zenner, RG3, Aclara)	Neptune Color	Elster Color
1	EtherMeter/SCADA Clock	Red	Black	Wht Grn
2	EtherMeter/SCADA Data	Green White	Red	Red
3	EtherMeter/SCADA Ground	Black	Green	Black
4	EtherMeter/SCADA Control	Blue*	Blue*	Blue*
5	Water Meter Clock	Red	Black	Wht Grn
6	Water Meter Data	Green White	Red	Red
7	Water Meter Ground	Black	Green	Black
8	AMI Clock	Red	Black	Wht Grn
9	AMI Data	Green White	Red	Red
10	AMI Ground	Black	Green	Black

*Blue is Suggested, But Any Color Wire Can Be Used.


Terminal Block Hookup - 2 Meters:



Specifications:

Dimensions:	5.6875" x 4.875" x 2.25"
Weight:	10.4 Ounces
Temperature:	-40C to 85C (-40°F to 185°F)
Relative Humidity:	5% to 95%, Non-Condensing
Enclosure Rating:	NEMA-4X, Not Rated for Submersion
Environmental:	ROHS-Compliant, Lead-Free
Meter Interface:	AWWA C707-05
External Power/Battery:	None Required
Manufacturing Location:	USA
Warranty:	2 Years (see www.scadametrix.com for details)

Engineering Dimensions:



Model SDAW, "SCADA Duplexer, Wall-Mount-Version" – Nicor Connector Option

In order to even further simplify installation and to minimize wiring errors, SCADAmetrix is pleased to offer a Nicor Connector Option (additional cost) that is useful wherever the utility-owned water meters and AMR endpoints are also outfitted with industry-standard Nicor connectors.

Notes:

1. With the exceptions of Neptune Technology Group and Elster-AMCO (Honeywell), most meter manufacturers follow the Sensus wire color-coding scheme.
2. SDA Meter Terminal Block Hookup (Terminals 5,6,7): Apply the color-coding that pertains to the manufacturer of the Water Meter.
3. SDA AMI/AMR Terminal Block Hookup (Terminals 8,9,10): Apply the color-coding that pertains to the manufacturer of the AMI/AMR Endpoint.
4. SDA SCADA Terminal Block Hookup (Terminals 1,2,3): Apply the color-coding that pertains to the manufacturer of the Water Meter.
5. SDA Control Terminal Block Hookup (Terminal 4): Connect this terminal to EtherMeter.Terminal.3
6. EtherMeter Terminal Block Hookup: When using channel.1, connect to Terminals 14,15,16. When using channel.2, connect to Terminals 17,18,19.
7. Alternative color-coding: manufacturers occasionally substitute a WHITE wire for a GREEN wire.
8. If the EtherMeter experiences reading faults to the flow meter, via the SDA, then connect all three (3) meter signal common (CMN) wires together at SDAW Terminal.3